

Triforce® / Dualforce™ / Uniforce™

POLYSTYRENE, R-10

POLYSTYRENE, R-6.6

NON-INSULATED



Every detail guaranteed™

STEEL THICKNESS: 2"



TRADITIONAL
CONTEMPORARY
CARRIAGE HOUSE

Model Triforce XL, 9' x 7', Ice White, windows with Stockton Inserts

Triforce® / Dualforce™ / Uniforce™

POLYSTYRENE, R-10

POLYSTYRENE, R-6.6

NON-INSULATED


STEEL

THICKNESS: 2"

MODEL PATTERNS AND LAYOUTS

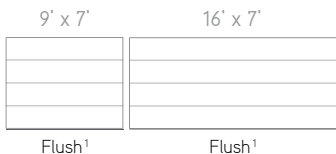
TRADITIONAL

CLASSIC (21" x 13" and 40" x 13")



CONTEMPORARY

FLUSH

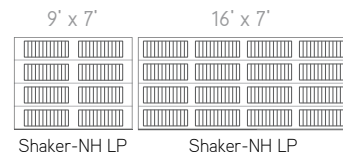


CARRIAGE HOUSE

NORTH HATLEY (19 3/4" x 15" grouped by 2 and 40 1/2" x 15")



SHAKER-NH (40 1/2" x 15")



AVAILABLE
SUMMER 2016


¹Classic MIX and Flush configurations are not available for Dualforce and Uniforce.

COLORS

STANDARD



Ice White



Desert Sand



Claystone



Dark Sand²



Moka Brown

PREMIUM



Evergreen²



Visit garaga.com/gentek to see Gentek's equivalent aluminum capping.

SIZES

Widths from 8' to 18', in 1" increments. Heights from 6'6" to 8', in 3" increments. See your garage door dealer for more details on oversized doors available.

WARRANTY

Door sections: Triforce limited lifetime, Uniforce and Dualforce 15 years (limited)
Hardware Dura+: 2 years / Value Kit: 1 year
Windows: 10 years against seal defects
Weatherstripping: 1 year

²Not available for Dualforce and Uniforce.

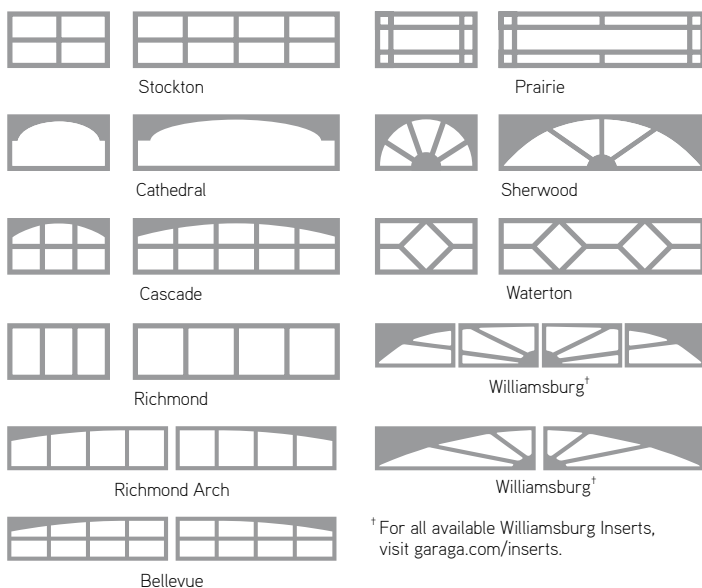
WINDOWS (21" X 13" OR 40" X 13")¹

TYPE OF GLASS



Clear

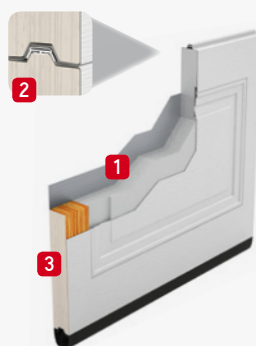
PLASTIC INSERTS



[†] For all available Williamsburg Inserts, visit garaga.com/inserts.

¹To see what size windows are available for each garage door model, visit garaga.com/designcentre.

CONSTRUCTIONS




Triforce®

R-10

Triple-layer: steel + insulation + steel

- 1 **Polystyrene insulation** bonded to 2 steel panels and grooved to match the embossed panel for more strength
- 2 **InterStop™ joints** prevent air infiltration and are firmly attached to sections
- 3 **Wood end blocks** are one of the most effective thermal breaks



Dualforce™

R-6.6

Double-layer: steel + insulation

- 1 **24-gauge galvanized steel** with a coat of baked-on paint for a high durability door
- 2 **Polystyrene insulation** is protected with a PVC backing
- 3 **Tongue and groove joints** between sections that fit seamlessly



Uniforce™

NON-INSULATED

Single-layer: steel

- 1 **24-gauge galvanized steel** with a coat of baked-on paint for a high durability door
- 2 **Tongue and groove joints** between sections that fit seamlessly

FOR A CARRIAGE HOUSE LOOK, ADD DECORATIVE HARDWARE

HANDMADE WROUGHT IRON TEXTURE



Lis




Door knockers

SLIGHTLY BUMPY TEXTURE



Standard



Cottage



Model Triforce Shaker-NH LP, 9' x 8', Moka Brown, windows with Bellevue Inserts

LiftMaster

Silent and reliable garage door openers

ELITE SERIES



- Ultra-quiet
- Drive system: belt or chain
- ¾ HP, power: AC or DC



- Ultra-quiet
- Drive system: jackshaft
- Power: DC

PREMIUM SERIES



- Quiet
- Drive system: belt or chain
- ½ HP, power: AC or DC

myQ Technology

allows you to access, activate and monitor your garage door opener for greater control and security of your home.



8500 25th Avenue
Saint-Georges, QC
G6A 1K5
Canada

418 227-9458
info@garaga.com
garaga.com



YOUR
GARAGA
DISTRIBUTOR

FOR ALL TECHNICAL SPECIFICATIONS FOR THE TRIFORCE/DUALFORCE/UNIFORCE AND THE LATEST UPDATES, VISIT WWW.GARAGA.COM. GARAGA HAS ESTABLISHED CONTINUOUS IMPROVEMENT PROGRAMS FOR ALL ITS PRODUCTS. AS A RESULT OF THIS ONGOING QUEST, TECHNICAL SPECIFICATIONS FOR VARIOUS DOORS ARE SUBJECT TO CHANGE WITHOUT NOTICE. THE COLORS SHOWN ARE AS EXACT AS PRINTING TECHNIQUES WILL ALLOW. PLEASE REQUEST AN ACTUAL COLOR SAMPLE. TRADEMARKS AND REGISTERED TRADEMARKS OF GARAGA INC. ARE DENOTED BY TM AND © RESPECTIVELY. © GARAGA INC. 2016 - ALL RIGHTS RESERVED - PRINTED IN CANADA - 95241/01/2016/25K

logo FSC